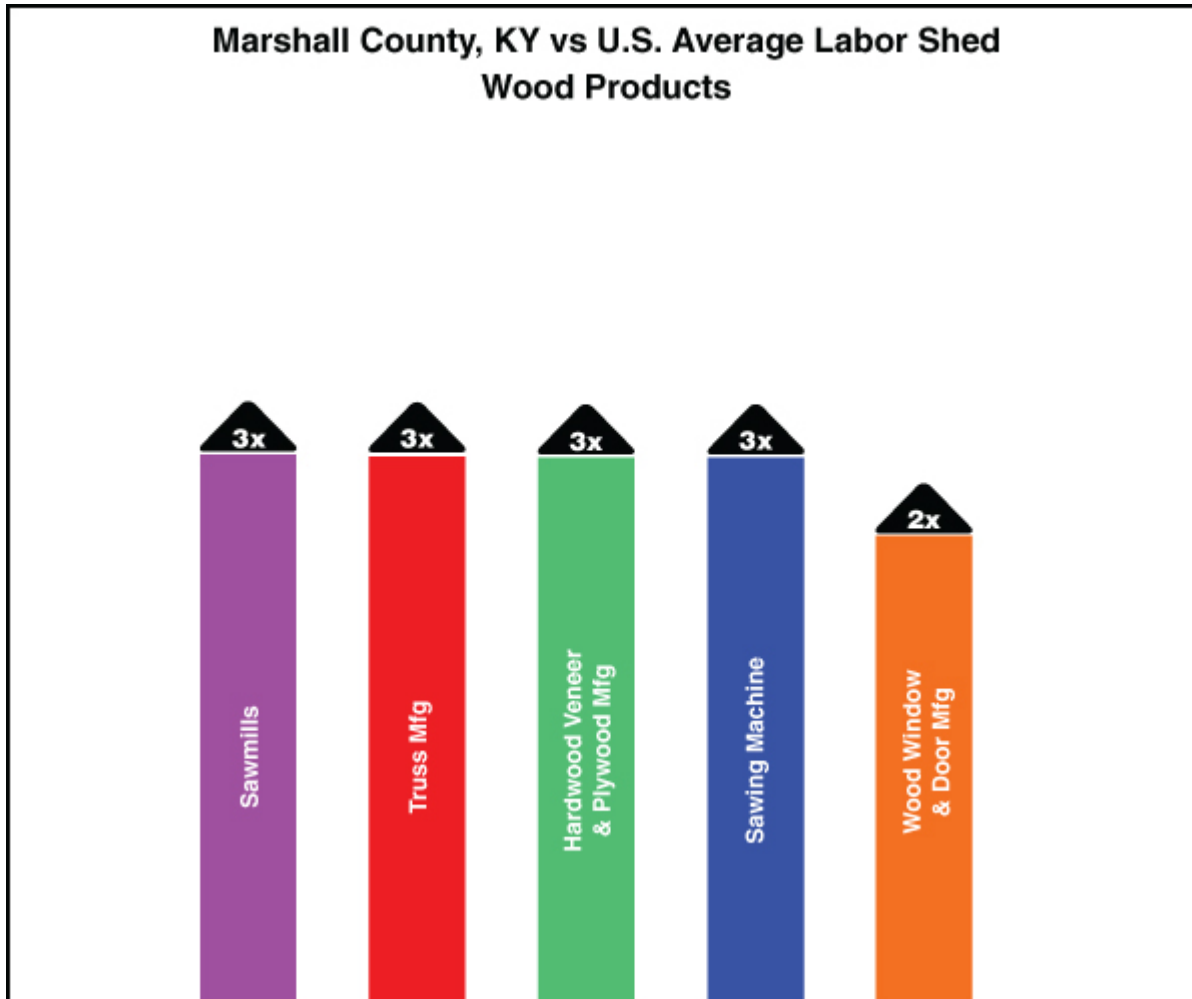


# Marshall County Economic Development

## Wood Products

We have more employees in our 10-county labor shed in the following jobs than the average US labor shed by the following amounts:



Additionally since 2011, we have seen 171% growth in Hardwood Veneer & Plywood Manufacturing jobs in our 10-county labor shed.

## An Expanding Economy

Marshall County has seen more than \$400 million in expansions of over 7 plants since 2012! All the well-known companies below are spending significant dollars to expand in our community because they know how great it is to do business here:

- In 2015 Ashland Chemical announced a \$12,500,000 expansion
- In 2014 Westlake Vinyls announced a \$300,758,974 expansion
- In 2014 Estron Chemicals announced a \$4,900,000 expansion
- In 2013 Gerdau Ameristeel US announced a \$26,304,000 expansion

- In 2013 Wacker Chemical Corporation announced a \$27,400,000 expansion
- In 2012 Lubrizol Advanced Materials announced a \$39,200,000 expansion
- In 2012 Sekisui Specialty Chemicals announced a \$2,781,652 expansion

## Engineering Talent

Our 10-county labor shed region is home to an abundant amount of engineers:


- 149 Industrial Engineers
- 145 Mechanical Engineers
- 120 Chemical Engineers
- 102 Civil Engineers
- 47 Electrical Engineers
- 30 Health & Safety Engineers
- 24 Environmental Engineers

## Labor

NAICS Code	Employment by Sector	U.S. Average	Marshall County
11	Crop & Animal Production	1.1%	0.5%
21	Mining, Quarrying, & Oil & Gas Extraction	0.6%	0.5%
22	Utilities	0.5%	0.5%
23	Construction	5.6%	5.3%
31	Manufacturing	11.0%	11.8%
42	Wholesale Trade	5.2%	3.7%
44	Retail Trade	13.6%	13.8%
48	Transportation & Warehousing	3.7%	6.0%
51	Information	2.6%	1.3%
52	Finance & Insurance	5.3%	2.2%
53	Real Estate & Rental & Leasing	1.8%	0.8%
54	Professional, Scientific, & Technical Services	7.0%	2.5%
55	Management of Companies & Enterprises	1.7%	0.3%
56	Waste Management & Remediation Services	6.7%	4.6%
61	Educational Services	2.3%	0.3%
62	Health Care & Social Assistance	14.9%	13.0%
71	Arts, Entertainment, & Recreation	1.8%	1.6%
72	Accommodation & Food Services	10.4%	10.4%
81	Other Services (except Public Administration)	4.1%	2.1%
99	Unclassified	0.2%	0.01%

## Two Electric Power Providers

- We are served with electricity by TVA and Jackson Purchase Energy giving us some of the lowest electric power costs in the United States.



## The University of Kentucky's Department of Forestry

- The University of Kentucky features a Department of Forestry in its Agriculture, Food, and Environment school. Faculty of the Department of Forestry conduct basic and applied research on these disciplines: ecology, economics, genetics, hydrology, mensuration, physiology, silviculture, soils, surface mine reclamation, timber management, wildlife biology, and wood utilization.

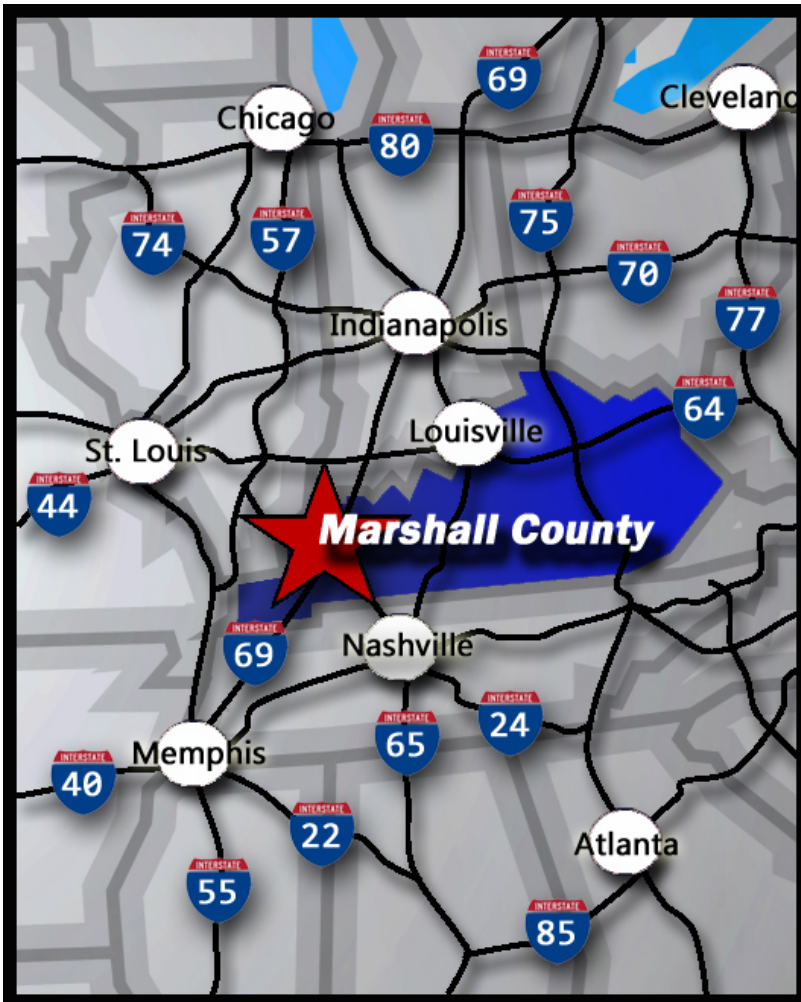
Click here to view the courses in the program: <http://www2.ca.uky.edu/forestry/academics.php>.



## Interstate Access

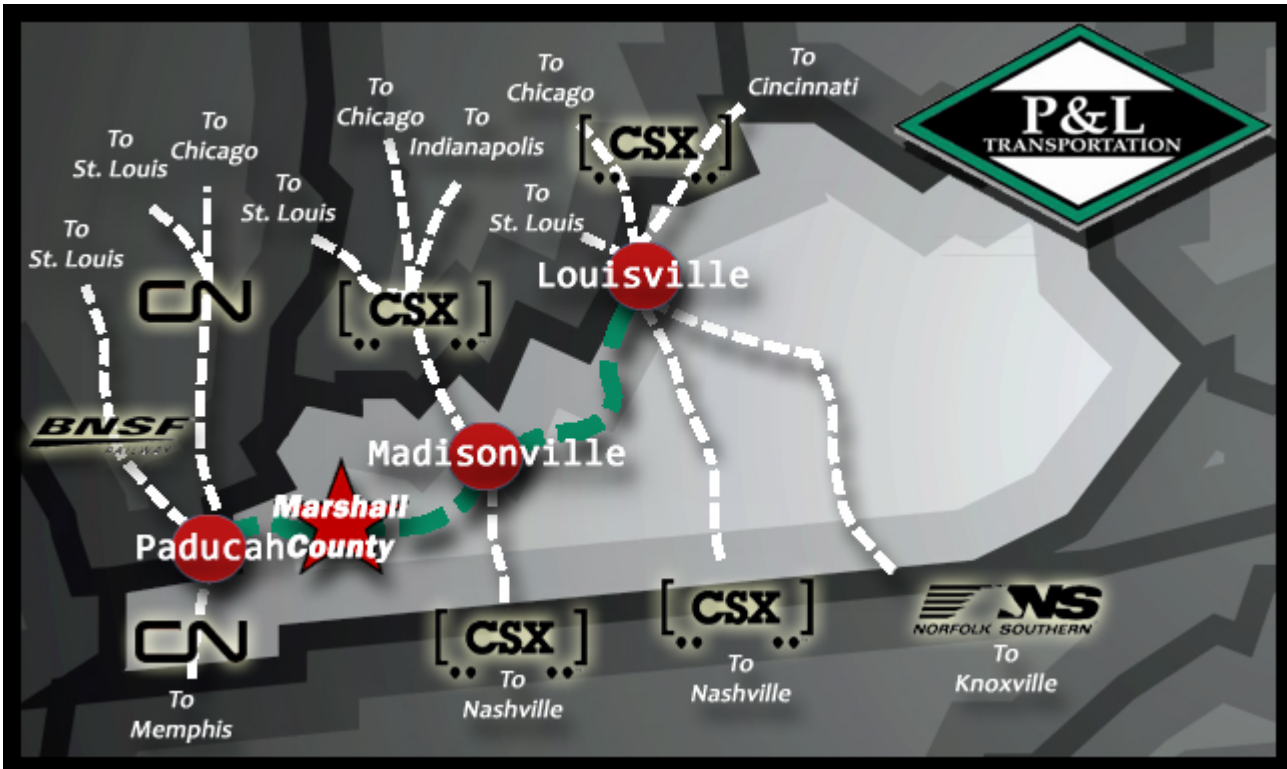
- Interstate 24 (east-west) and Interstate 69 (north-south) intersect in the heart of our community.





## Rail Access

- We are served by the Paducah and Louisville Railway (P&L) which interchanges with the BNSF, CN, CSX, and NS Railroads.



## Governor's Cup

- Kentucky ranked 1st in Site Selection magazine's annual Governor's Cup award, recognizing the highest number of qualifying industry locations and expansions per capita in 2014.

## Taxes & Business Costs

- CNBC ranked Kentucky the 2nd best state for the "Cost of Doing Business" in 2015

## Incentives

### Grants & Tax Credits

- **KBI Program**
  - Wage Assessment- 4% of total payroll credit against state income taxes
  - Income Tax Credit- up to 100% of corporate income or limited liability entity tax liability arising from the project
- **KEIA Program**
  - Sales/Use Tax Refund- Refund of sales & use tax paid for building & construction materials, research and development equipment, and electronic processing equipment.
- **Bluegrass State Skills Workforce Training**
  - Grant Reimbursement- up to 50% matching reimbursement for in-house training; educational institution and consultant training; instruction materials, texts, and supplies; train-the-trainer travel; trainee wages and

registered apprenticeship training-year one apprentices. The maximum funding for companies with 1-499 employees is \$25,000 and \$50,000 for companies with \$500+ employees.

- Tax Credit- up to 50% of training costs can be recovered as a state tax credit limited to \$500 per Kentucky employed residents, not to exceed \$100,000. Eligible costs include: in-house training; educational institution and consultant training; instruction materials, texts, and supplies; train-the-trainer travel; trainee wages and registered apprenticeship training-year two, three, and four apprentices.
- **Kentucky Wins In-Kind Training**
  - In-kind training through the local community colleges which provides recruiting, screening, and training assistance.

## **Loan Programs**

- KEDFA- Click here to learn about this loan program: <https://www.thinkkentucky.com/kyedc/pdfs/kedfadcp.pdf>
- IRBs- local financing mechanism for high impact projects. Additionally, a 5-year property tax abatement can be offered through this program.
- CDBG- low interest loan financing for high impact projects.